



HELLENIC REPUBLIC
National and Kapodistrian
University of Athens

English and Digital Literacies

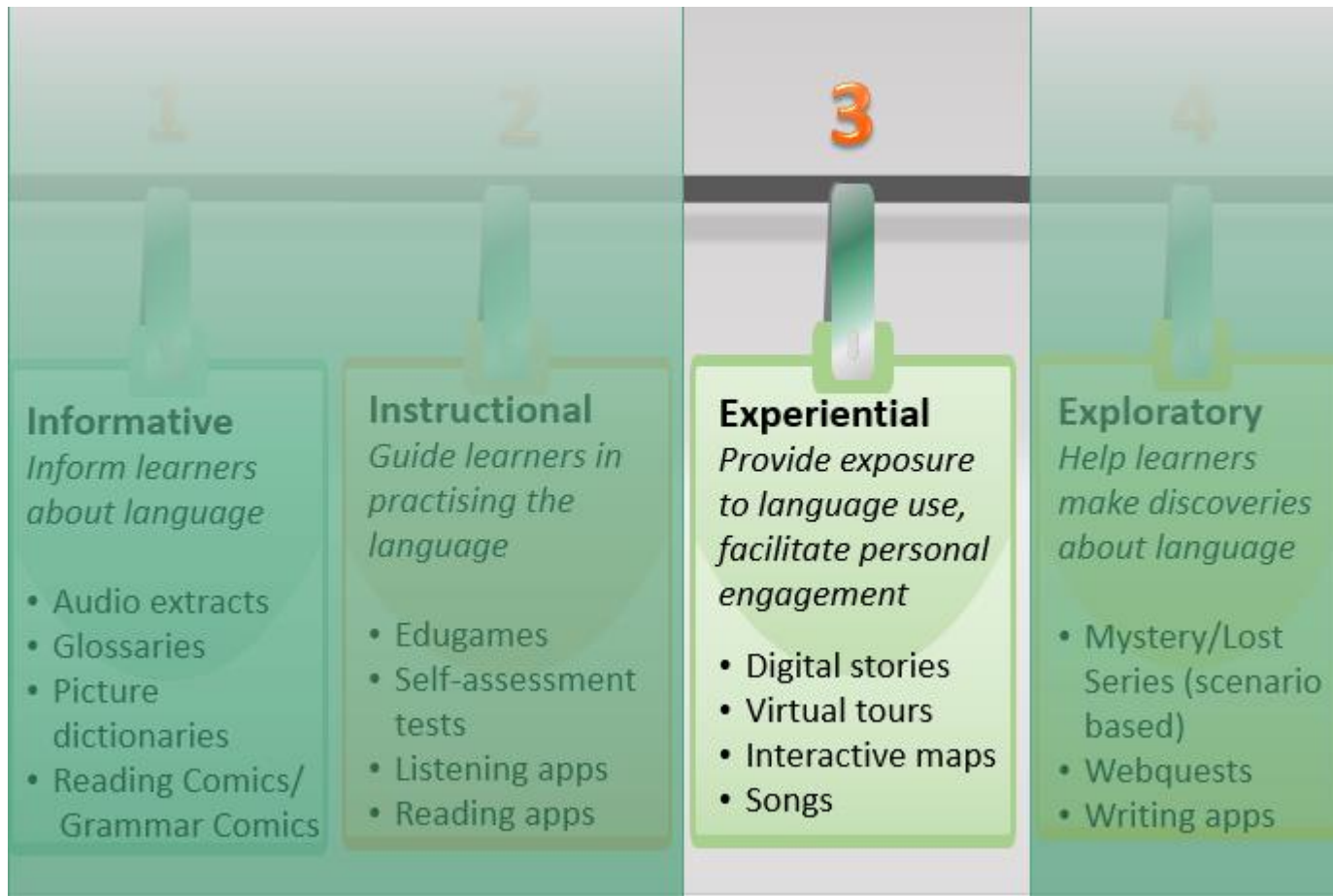
Unit 7.4: Experiential Materials for the Digital
Enrichment of Greek EFL Textbooks

Bessie Mitsikopoulou

School of Philosophy

Faculty of English Language and Literature

Experiential Materials



1. Digital stories

Digital stories

- Digital narratives of the reading texts.
- Visualization through pictures, copyright free videos, music and narration in the form of a video.
- They are not accompanied by activities.
- Their aim is to familiarize students with specific (especially difficult) texts.



Digital Stories for Primary School (1/2)

4th Grade:

- My day,
- Halloween.

5th Grade:

- British Isles (U1L3),
- Dolphin Therapy (U4L1),
- Mediterranean Forests (U5L2),
- Little explorers (U5L3),
- Guinness World Record (U6L2).
- El Greco (U7L1),
- Shakespeare (U7L1),
- Easter Day Norway (U8L3),
- Easter Day Mexico (U8L3),
- A Story about Gorillas (U9L1).



Digital Stories for Primary School (2/2)

6th Grade:

- My name is Gwen (U1L3),
- Fairies (U3L1),
- The 50 Cent Piece (U3L2),
- Wright Brothers (U4L1),
- Types of planes (U4L2),
- Montgolfier Brothers (U4L3),
- Ian the Thorpedo (U7L1).



Digital Story: The Montgolfier Brothers



[1]



Digital Story: The Wright Brothers

Textbook



Here is the story of the Wright Brothers. Read the sentences on the right and put them in the right place in the text.

- a. They made kites.
- b. It was a toy helicopter.
- c. They opened a bicycle shop.


The Wright Brothers

Wilbur and Orville Wright invented the first aeroplane in the United States of America in 1903. The Wright brothers thought of the flight when one day their father returned from a trip and surprised the boys with a small toy. (1) The boys admired the toy very much and they said that they wanted to fly. While the boys were growing up, they were always repairing and fixing things. (2) and sold them to classmates. Later, (3) and repaired bicycles. They used the money from the bicycle shop for their first flight experiments. The historic flight lasted for just 12 seconds and covered about 120 feet. This changed the world forever.



Sources: <http://www.nasm.si.edu/wrightbrothers/>, www.wright-house.com/wright-brothers

Digital Story



[2]

[3]



Digital Story: Let's make koulouria

Recipe in the textbook

H LET'S MAKE KOULOURIA!



Ingredients:

250 gr of butter
1 1/2 cups of sugar
1 tablespoon of vanilla
6 eggs
6 teaspoons of baking powder
6 cup flour
1 egg yolk for glaze
1/3 cup of sesame seeds

Procedure:

1. Cream the butter with the sugar in an electric mixer, adding sugar slowly.
2. Beat 20 minutes or until it is like whipped cream.
3. Add vanilla, then eggs one at a time. Beat well after each addition.
4. Take from mixer. With a wooden spoon or rubber spatula fold in 4 cups of flour sifted together with baking powder.
5. Knead in remaining flour, 1/2 cup at a time, until a soft non-sticky dough is achieved. If large eggs are used, a little more flour may be necessary.
6. Pinch off dough the size of a walnut and roll pencil thin, fold in half side by side and twist.
7. Brush each one with the beaten egg yolk and press the sesame seeds on each piece.
8. Place on the cookie tray and bake at 350 degrees for 30 minutes or until golden brown. Makes 50 to 60 cookies.

(Source: Karen Brewer)

Pupil's Book • UNIT 4 • Lesson 2 / 57

[4]

Digital story



[5]

Digital Stories for Gymnasium

A Beginners:

- To Bin or not to Bin,
- A Small Step.

B Advanced:

- The Way We Look,
- Joined in our Diversity,
- The Land Of Pharaos,
- Elyths,
- Feed me better.

B Beginners:

- Children Of the Forest,
- Act It Out,

C:

- Pompeii,
- Halloween,
- Guy Fawkes.



Example of a Digital Story for Gymnasium



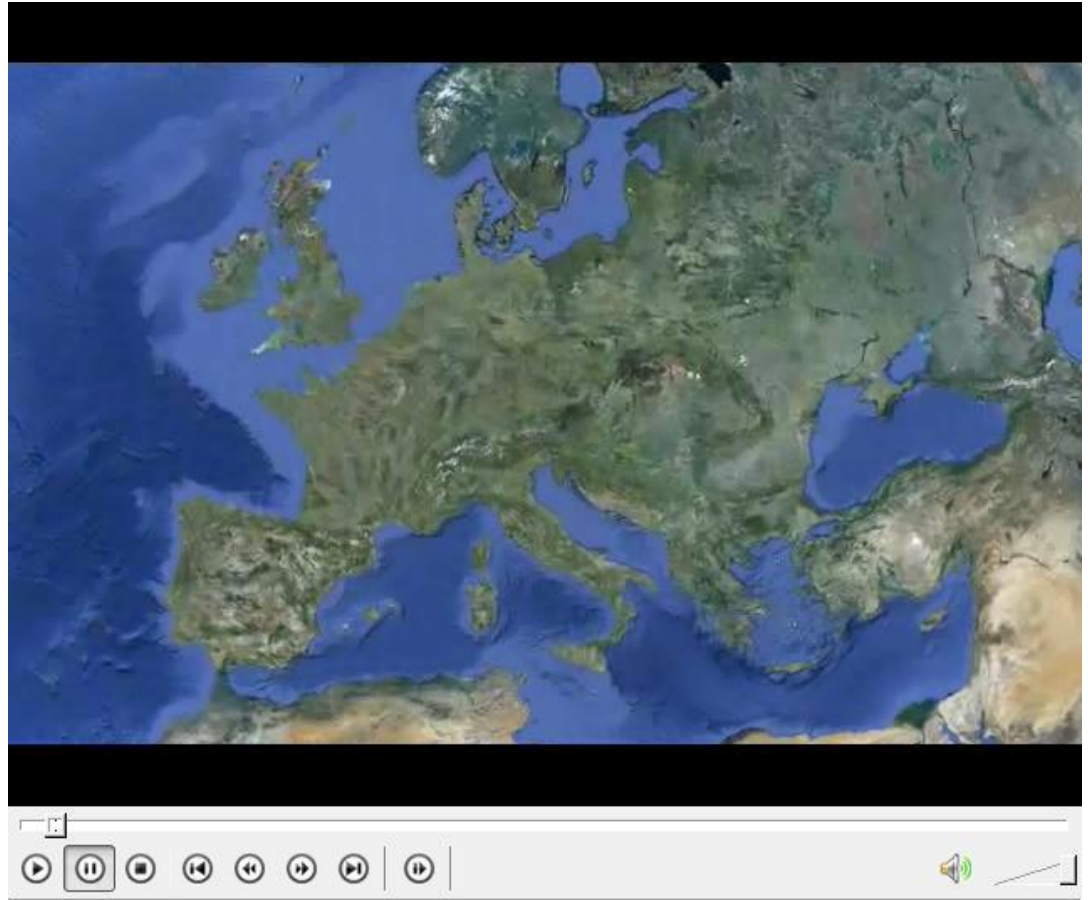
[6]



2. Virtual Tours

Virtual Tours

Short videos which are using Google Earth to present various geographical landmarks mentioned in the books (e.g. important buildings, monuments, etc).



[7]



Virtual Tours for Gymnasium (1/2)

A Beginners:

- The Parthenon (U1L3),

A Advanced

- British Museum (Unit 5),
- The Pyramids (Unit 5),
- London Eye (Unit 5),
- Statue of Liberty, NY (Unit 5),
- Rion-Antirion Bridge (Unit 6),
- The Parthenon (Unit 6).

B Beginners:

- The White Tower of Thessaloniki (U5L1),
- Tower of London (U5L1),
- London Eye (U5L2),
- Trafalgar Square (U5L2),
- The Parthenon (U5L3),
- Stonehedge (Unit 9-10).



Virtual Tours for Gymnasium (2/2)

B Advanced:

- The Louvre, France (U1L3),
- Aghia Sophia (U1L3),
- Sydney, Opera (U1L3),
- Taj Mahal (U3L7),
- Pisa (U1L3),
- Colosseum, Italy (U1L3).

C

- The Ancient Theatre of Epidaurus (Unit 5),
- The Parthenon (U5L3).



Virtual Tour: The Sydney Opera



[8]



Virtual Tour: Louvre Museum



[9]



Virtual Tours for Primary School

4th Grade:

- The Ancient Theatre of Dodoni (U3L2),
- Panathenaic Stadium (U2L3).

5th Grade:

- The Parthenon (U3L2),
- London Eye (U3L2),

- White Tower of Thessaloniki (U3L3),
- Trafalgar Square (U4L1),
- Ancient Theatre of Epidaurus (U7L1),
- Tower of London (U7L3).



Virtual Tour: The Tower of Pisa



[10]



Virtual Tour: The Acropolis



[11]



Virtual Tour: The London Eye



[12]



Virtual Tour: Epidaurus



[13]



Virtual Tour: The Tower of London



[14]



3. Seasonal songs

Songs for Primary School (3rd – 6th Grade)

- Seasonal songs (e.g. Halloween, Christmas, Easter, Mother's Day)
- Songs with lyrics in multimedia applications



[15]



Examples of Songs



[16]



[17]



Financing

- The present educational material has been developed as part of the educational work of the instructor.
- The project “Open Academic Courses of the University of Athens” has only financed the reform of the educational material.
- The project is implemented under the operational program “Education and Lifelong Learning” and funded by the European Union (European Social Fund) and National Resources.



Notes

Note on History of Published Version

The present work is the edition 1.0.



Reference Note

Copyright National and Kapodistrian University of Athens, Bessie Mitsikopoulou 2014. Bessie Mitsikopoulou. “English and Digital Literacies. Experiential Materials for the Digital Enrichment of Greek EFL Textbooks”. Edition: 1.0. Athens 2014. Available at:
<http://opencourses.uoa.gr/courses/ENL10/>.



Licensing Note

The current material is available under the Creative Commons Attribution-NonCommercial-ShareAlike 4.0 International license or later International Edition. The individual works of third parties are excluded, e.g. photographs, diagrams etc. They are contained therein and covered under their conditions of use in the section «Use of Third Parties Work Note».



[1] <http://creativecommons.org/licenses/by-nc-sa/4.0/>

As Non-Commercial is defined the use that:

- Does not involve direct or indirect financial benefits from the use of the work for the distributor of the work and the license holder.
- Does not include financial transaction as a condition for the use or access to the work.
- Does not confer to the distributor and license holder of the work indirect financial benefit (e.g. advertisements) from the viewing of the work on website .

The copyright holder may give to the license holder a separate license to use the work for commercial use, if requested.



Preservation Notices

Any reproduction or adaptation of the material should include:

- the Reference Note,
- the Licensing Note,
- the declaration of Notices Preservation,
- the Use of Third Parties Work Note (if available),

together with the accompanied URLs.



Note of use of third parties work (1/5)

This work makes use of the following works:

Image 1: [Digital Story: The Montgolfier Brothers](#), Copyright Computer Technology Institute, [Creative Commons Attribution-NonCommercial-ShareAlike Greece 3.0](#), Photodentro.

Image 2: [Unit 4 - Lesson 1](#) from the 6th Grade EFL Textbook, Copyright Computer Technology Institute, Digital School Project.

Image 3: [Digital Story: The Wright Brothers](#), Copyright Computer Technology Institute, [Creative Commons Attribution-NonCommercial-ShareAlike Greece 3.0](#), Photodentro.

Image 4: [Unit 4 - Lesson 2](#) from the 5th Grade EFL Textbook, Copyright Computer Technology Institute, Digital School Project.



Note of use of third parties work (2/5)

Image 5: [Digital Story: Let's make koulouria](#), Copyright Computer Technology Institute, [Creative Commons Attribution-NonCommercial-ShareAlike Greece 3.0](#), Photodentro.

Image 6: [Digital story - To bin or not to bin](#), Copyright Computer Technology Institute, Copyright Computer Technology Institute, [Creative Commons Attribution-NonCommercial-ShareAlike Greece 3.0](#), Photodentro.

Image 7: [Virtual Tours](#), Copyright Computer Technology Institute, [Creative Commons Attribution-NonCommercial-ShareAlike Greece 3.0](#), Photodentro.

Image 8: [Virtual Tour – The Sydney Opera](#), Copyright Computer Technology Institute, [Creative Commons Attribution-NonCommercial-ShareAlike Greece 3.0](#), Photodentro.



Note of use of third parties work (3/5)

Image 9: [Virtual Tour - Louvre Museum](#), Copyright Computer Technology Institute, [Creative Commons Attribution-NonCommercial-ShareAlike Greece 3.0](#), Photodentro.

Image 10: [Virtual tour - The Tower of Pisa](#), Copyright Computer Technology Institute, [Creative Commons Attribution-NonCommercial-ShareAlike Greece 3.0](#), Photodentro.

Image 11: [Virtual Tour - The Acropolis](#), Copyright Computer Technology Institute, [Creative Commons Attribution-NonCommercial-ShareAlike Greece 3.0](#), Photodentro.

Image 12: [Virtual Tour - The London Eye](#), Copyright Computer Technology Institute, [Creative Commons Attribution-NonCommercial-ShareAlike Greece 3.0](#), Photodentro.



Note of use of third parties work (4/5)

Image 13: [Virtual tour - Epidaurus](#), Copyright Computer Technology Institute, [Creative Commons Attribution-NonCommercial-ShareAlike Greece 3.0](#), Photodentro.

Image 14: [Virtual Tour – The Tower of London](#), Copyright Computer Technology Institute, [Creative Commons Attribution-NonCommercial-ShareAlike Greece 3.0](#), Photodentro.

Image 15: [Song - The little Drummer Boy](#), Copyright Computer Technology Institute, Creative Commons Attribution-NonCommercial-ShareAlike Greece 3.0, Photodentro.

Image 16: [Song - Ten little pumpkins](#), Copyright Computer Technology Institute, Creative Commons Attribution-NonCommercial-ShareAlike Greece 3.0, Photodentro.



Note of use of third parties work (5/5)

Image 17: [Song - Mother's care](#), Copyright Computer Technology Institute, [Creative Commons Attribution-NonCommercial-ShareAlike Greece 3.0](#), Photodentro.

