



HELLENIC REPUBLIC  
National and Kapodistrian  
University of Athens

# English and Digital Literacies

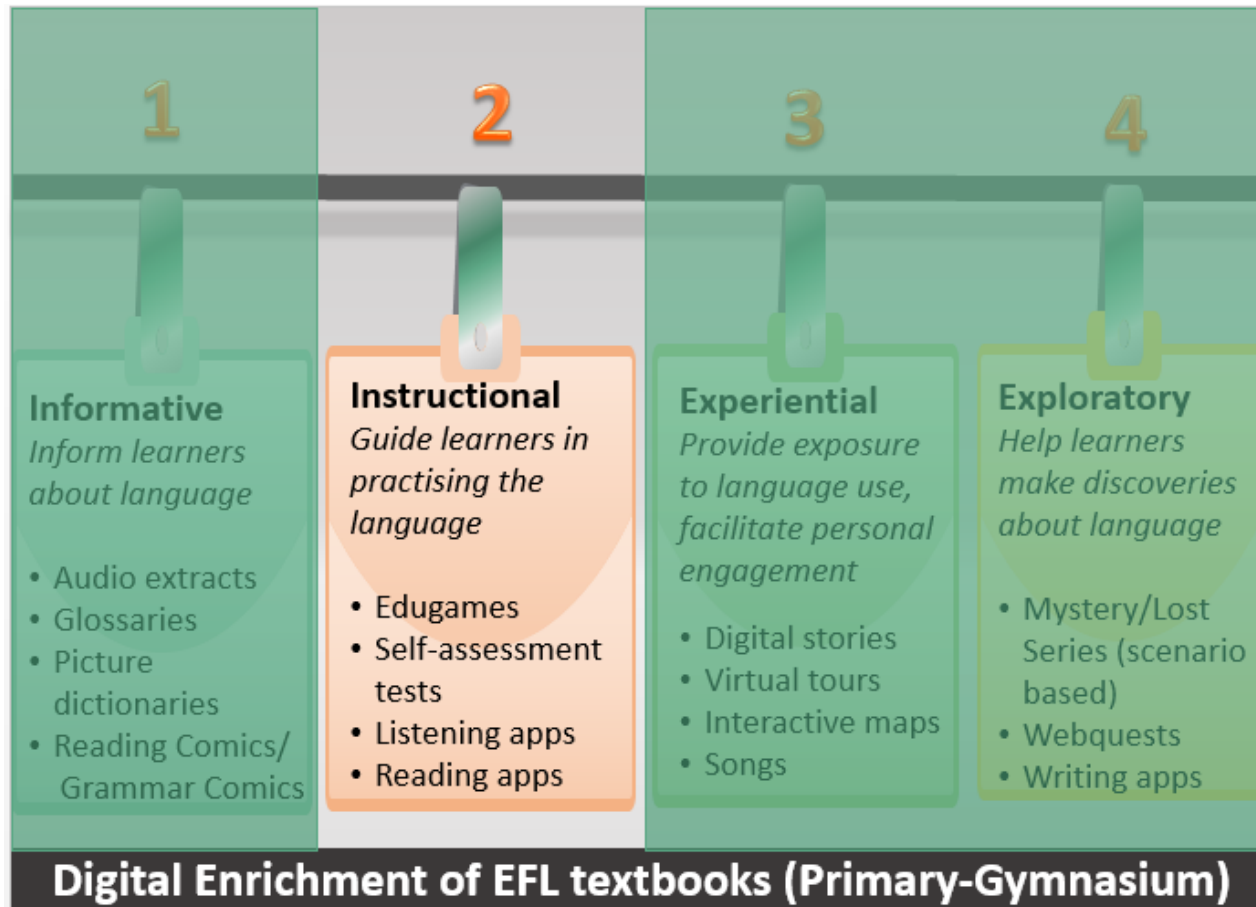
Unit 7.3: Instructional Materials for the Digital  
Enrichment of Greek EFL Textbooks

Bessie Mitsikopoulou

School of Philosophy

Faculty of English Language and Literature

# Instructional Materials



# 1. Edugames

# Edugames

- **Purpose:** For consolidation and self-evaluation of the vocabulary and or grammatical structures presented in a lesson.
- **Technical solution:** use of flash engines that have several items (e.g. 40-50 different items) saved in the engine and present only some each time (e.g. 4-5 items each time). **Result:** the same game may be played several times with different content each time.



# Number of Edugames per Textbook

Textbook	Edugames
3rd Grade	26
4th Grade	58
5th Grade	60
6th Grade	48

Textbook	Edugames
A Gymnasium - Beginners	24
A Gymnasium - Advanced	25
B Gymnasium - Beginners	40
B Gymnasium - Advanced	48
C Gymnasium	24



# 10 Different Edugames


Game Type	Game Name
Crossword	Crossword
Hidden words	Wordmine
Hangman	Hangman
Anagram	Anagram
Matching words	EZ match
Cloze Test	Blank Tank
Jumble sentences	Jumble Jungle
Jumble words	Go figure!
Multiple Choice 2 answers	Double Jeopardy
Multiple Choice 3 answers	Triple Jeopardy



# Edugames on the Textbook html

## LESSON 2 • JOINED IN OUR DIFFERENCES

 Edugame  
Anagram

 Edugame  
Blank Tank

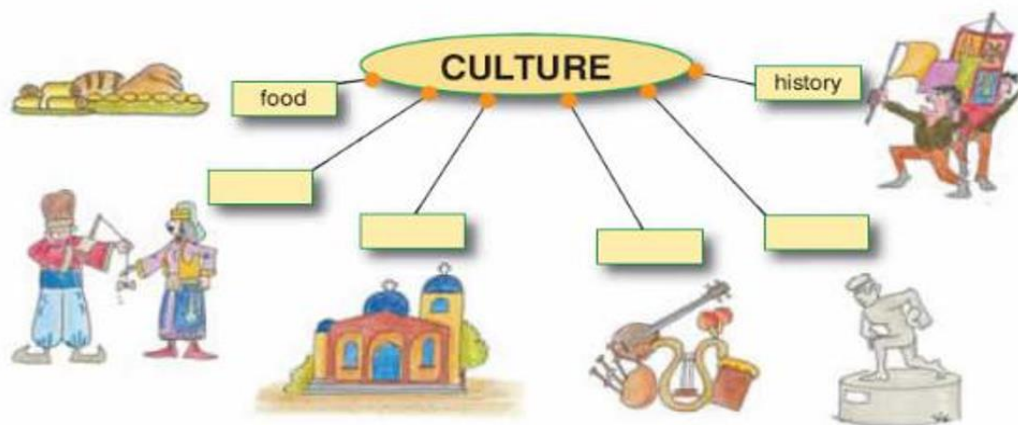
 Glossary

### Lesson 2 **Joined in our Differences**

 **1** Different but alike



**1.1** What is “culture”? Every country has its own, but the elements that make up “culture” are common for all people. Work in groups to complete the spider diagram below. Add your own ideas.



[1]

# Edugames for Gymnasium

Colour cohesion – simple lines and design.

The image displays 12 screenshots of educational games, organized in a 4x3 grid. Each screenshot shows a different type of game interface, including word puzzles, matching games, multiple-choice quizzes, and a hangman game. The games are designed with a clean, modern aesthetic and include interactive elements like buttons for 'Check', 'Try again', 'Answer', and 'Save'.

[2]







# Edugames for Primary School (3rd and 4th Grade)

Elaborate design and animation.



[4]



## 2. Self-Assessment Tests

# Self-Assessment Tests for Gymnasium (1/3)

These are the revision tests included in the Teacher's Books which have been digitized in order to:

- be used by students as self-assessment tests and enable them to evaluate their progress.
- be used by teachers as evaluation tools instead of the traditional class tests.



# Self-Assessment Tests for Gymnasium (2/3)

Digitization of  
revision tests  
found in the  
Teachers' Book.

Grade	Tests
A Gymnasium - Beginners	3
A Gymnasium - Advanced	3
B Gymnasium - Beginners	5
B Gymnasium - Advanced	7
C Gymnasium	5



# Self-Assessment Tests on the html

**SELF-ASSESSMENT**

**Unit 2** **Review**

Self Assessment Test

Aa Glossary

**1. Vocabulary**

**1.1** Read the sentences and try to find the words in the puzzle.

C	B	R	O	D	Y	F	P	R	O	V	E
H	V	E	C	I	V	Z	G	E	S	D	G
A	G	M	O	S	P	J	R	E	W	R	T
L	Y	A	M	C	O	L	L	A	P	S	E
L	Q	R	A	O	T	K	N	V	I	K	O
E	W	K	R	V	E	A	T	T	O	L	P
N	S	A	D	E	R	U	P	T	I	O	N
G	O	B	F	R	G	E	R	V	A	N	E
E	X	L	T	Y	X	L	A	N	C	M	X
P	W	E	V	T	E	B	U	D	W	U	V
L	O	C	A	T	I	O	N	P	A	A	Z
A	C	M	C	O	N	S	T	R	U	C	T

**1.3** React to the news in 1.2 using an appropriate expression.

1. \_\_\_\_\_

2. \_\_\_\_\_

3. \_\_\_\_\_

4. \_\_\_\_\_

... / 4

**2. Language focus**

**2.1** **MEMORY TEST:** Match the questions to the answers to check how much you can remember about the ancient civilisations you have come across in this Unit.

[5]



# Example of a Self-Assessment Test

Revision test 2 - 2nd Grade of Junior High School (Advanced)  
Το αντικείμενο περιέχεται στην συλλογή Αγγλικά (ΨΞ). Δείτε περισσότερες πληροφορίες στη σελίδα του αντικειμένου

## Test 2 Lessons 4-6

Netquiz Pro 4  
Results | Reset | Submit | Page 1 of 10

Multiple choice help | 0/2 points

**1. Read the text and answer the questions that follow.**

For hundreds of years, the inhabitants of Peru had been puzzled by the endless 'lines' that crossed the Nazca desert in every direction. These lines – called the 'Nazca' lines – had been dug into the hard ground, but strangely, they seemed to go nowhere. There were thousands of them, some straight, some curved and some forming zigzags, but no one knew what they were or why they had been made.

Then, in 1927, the Peruvian government started building a long highway from one end of Peru to the other. It was a difficult task, so a crew took off in a plane to map out the road more accurately from high above. Flying at 6,000 feet, surveyor Toribio Xesspe and his pilot looked down at the desert beneath them. Suddenly, they gasped in astonishment. The lines seemed to form portraits of gigantic animals! There were hundreds of monkeys, birds, insects, spirals and triangles.

The ancient civilisation which had drawn these lines, had flourished in 200 BC, about the same time as the Roman Empire. Why had they made these lines visible only from above? Scientists have guessed that they were part of a giant astronomical calendar. Other scientists said that maybe the Nazca people had built hot-air balloons, and flew over the lines. And a famous writer, Erich Von Däniken, claimed that the lines may have been an 'airfield' for alien visitors to land on!

---

➔ 1. What did the people of Peru find strange about the 'Nazca' lines?

- There were thousands of them.
- They seemed to go nowhere.

[6]



# Revision self-assessment tests for primary school

[7]

Unit 3

Netquiz Pro 4

Results | Reset | Correct Answer | Submit

Page 1 of 22

True/False help | 0 / 1 point

**The Loch Ness monster**

Loch Ness is located in the Highlands of Scotland, a few kilometres southwest of Inverness. It is the second largest loch (lake) in Scotland with depths reaching over 228 metres. It is 37 kilometres long and about 1.6 kilometres wide for most of its length. About 40 small rivers and streams run into the loch, and the water level in Loch Ness can be **adjusted** by several metres by the local power company, to **prevent** flooding.

Loch Ness is famous for its monster, known as Nessie, which has supposedly been **sighted** since the 6th century. In 1933, a man claimed the monster crossed the road in front of him, a sighting which led to increased interest.

The first full scientific survey of Loch Ness was carried out in 1901. Since then, scientists have used underwater cameras, sonar, fish bait and even submarines to try to locate the creature. Some scientists think that a family of creatures might have become **trapped** in the loch at the end of the last ice age, about 10,000 years ago. Other theories suggest the monster is a huge **slug** or fish.

The monster has appeared in hundreds of books, films and TV shows, becoming the most famous lake monster in the world. There are two Loch Ness Monster visitor centres and museums.

**adjust** = to change something slightly, especially to make it more correct or suitable  
**prevent** = to stop something from happening or someone from doing something  
**sight** = to suddenly see something or someone  
**trapped** = if someone or something is trapped, they are unable to move or escape from a place or situation  
**slug** = a small, usually black or brown creature with a long, soft body and no arms or legs, like a snail but with no shell

1) Loch Ness is in Scotland.

True

False

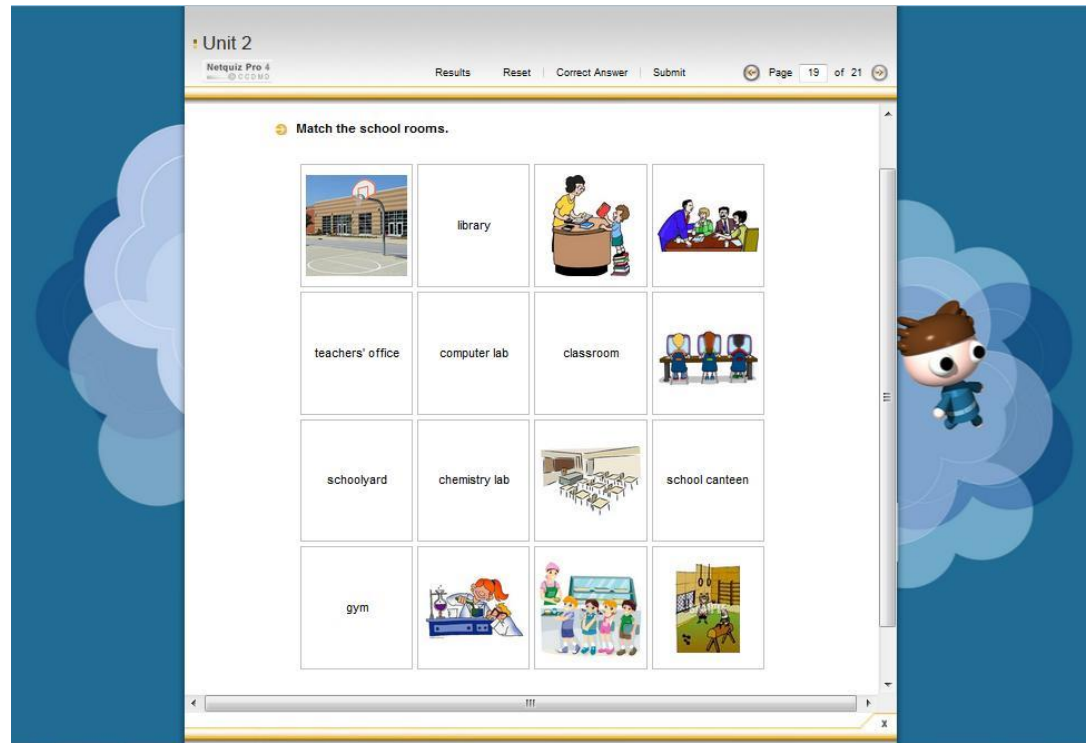
For each one of the units for the 5<sup>th</sup> and 6th grade textbooks.



# Development of Self-Assessment Tests

**NetQuiz Pro 4:** free quizmaker software that integrates images, texts, sounds, video sequences or Web hyperlinks.

[8]



# Types of activities

- True/False,
- Matching (the halves, picture-words),
- Gap filling.

Revision test 10 - 5th Grade of Primary School

Το αντικείμενο περιέχεται στην συλλογή **Αγγλικά (ΨΣ)**. Δείτε περισσότερες πληροφορίες στη σελίδα του αντικειμένου

Unit 10

Netquiz Pro 4


Results | Reset | Correct Answer | Submit

Page 10 of 14

Fill in the blanks help | 0 / 15 points

➔ Fill in the gaps with the appropriate verbal tense.

1. Josephine  (eat) two bananas for lunch yesterday.
2. My cat never  (sleep) in my bed.
3. Jim is a scientist. He  (study) extreme weather.
4. Police  (look) for the missing child.
5. Today is my mother's birthday, so I  (buy) her a good present.
6. Margaret  (not visit) her sister in London last month.
7. The children  (swim) in the sea when it  (start) to rain.
8.  you  (do) the project yet?
9. The tornado  (hit) the little town two years ago.
10. I  (give) you a prescription for your sore throat.
11. They chose a name for the dog while they  (walk) in the park.
12. Raymond  just  (come) home.



[9]



## 3. Listening Applications

# Listening applications

Textbook	Apps
A Gymnasium - Beginners	12
A Gymnasium - Advanced	16
B Gymnasium - Beginners	-
B Gymnasium - Advanced	18
C Gymnasium	13

59 applications, each based on an audio extract used in the gymnasium textbooks for listening comprehension.



# Structure of listening apps (1/2)

- 1. Introduction.**
- 2. Before you listen:**  
introduces students to the theme and the type of oral text they will work with in this application, while familiarizing them with related vocabulary.
- 3. While listening activities:**  
includes one or more tasks on listening comprehension. Students listen to the audio extract as many times as they wish in order to complete the activities.
- 4. Post-listening activity:** an activity that wraps-up the application.



# Structure of listening apps (2/2)

- **Player** with the audio extract which is readily available to students and they can repeat several times.
- **Glossary** (visual) useful vocabulary which is necessary for the successful completion of the activities.
- **Transcript** of the audio extract. Students may choose to listen to the extract and read it at the same time for practice.



# Types of listening apps

## Magazine: Think Teen Weekly

**Introduction**

**Before You Listen**

**Task 1**

**Task 2**

**TRanscript**

[10]

## Website: Think Teen Online

**Introduction**

**Before You Listen**

**Task 1**

**Task 2**

**Task 3**

**Task 4**

**TRanscript**

**GLossary**

[11]

# Example of a listening app

**Introduction**

Before You Listen

Task 1

Task 2

**THINK TEEN ONLINE** HOME OLDER ARTICLES CONTACT  
YOUR ONLINE GUIDE TO TEENS' NEWS

**TODAY'S TOPIC: MUSIC IS FEELING**

Have you ever thought of how you could communicate with alien creatures? Well, experts have thought about it. Listen to find out more.

**EDUCATION**  
Children in Britain must attend school from the age of 5 until they are 16. Around 93% of children in the UK get free education. The rest attend private schools. The average weight of a British child's school bag is 5.5 kilos. There is a National Curriculum for all pupils. English, mathematics and science are 'core' subjects and students spend more time on them.

**THE ARTS**  
London is one of the largest cultural centres in the world. It has around 100 theatres which show musicals, modern dramas, classical plays and comedies. At the famous Globe Theatre, where William Shakespeare performed, visitors can enjoy one of his plays and feel the atmosphere of his time.

**SPORT**  
About 29 million people over the age of 16 in the UK take part in sport or exercise. Walking is the most popular physical activity. The Football Association Cup Final, the Wimbledon tennis tournament, the Open Golf Tournament and the Grand National (a world-famous horse race over fences) are the most important sporting events in the UK.

Follow us on Twitter

TRanscript

GLossary

[12]

Listening activity - Music is feeling ([Link](#))





## 4. Reading Applications

# Reading applications (1/2)

Interactive applications that are based on a reading text each time. They include a storyline and are often accompanied by activities that illustrate specific aspects of the texts.

**Aim:** to make readings more accessible to students through the use of pictures and to enrich them with additional reading activities.

Textbook	Reading Apps
4th Grade	13
5th Grade	14
6th Grade	18



# Reading applications (2/2)

## Reading Activity (Textbook)

**Lesson 1 Diaries**

**1. Reading**



A. Anastasia's grandmother was a young girl in the 1960's and lived in the UK with her parents. These are a few pages from her diary Anastasia found.

Read the pages quickly to find out how her grandmother used to spend her weekends.



**Tuesday, November 5, 1968**  
I am very happy today! I bought a nice mini skirt and a pair of high heeled shoes to wear at Angie's party on Saturday. I also bought her a present: a record of The Beatles!




**Sunday, November 10, 1968**  
Angie's party last night! It was fantastic! We all danced rock and roll and sang The Beatles' song 'Yesterday'!  
Angie was beautiful in her new pair of bell bottomed pants and everyone seemed to admire my mini skirt! I met Andreas, her cousin. He wore his hair in a pony tail. It was really cute! The food was delicious and the drinks, too. I had a lot of canapés and fruit punch!

**Monday, November 11, 1968**  
It's too bad I can't wear my new mini skirt at school but it's Catherine's name

**Wednesday, November 13, 1968**  
I learned very interesting things during the history lesson today. Our teacher explained about Ancient Greece both

## Reading App (Enriched Digital Book)



Hello my dear ones!  
I'm Susan, Anastasia's grandma and I live in Bath, England. Will you join me in a memory trip back to the 60's?

**Diaries**

**NEXT >**

[13]

[14]



# Structure of reading apps (1/4)

## Reading Activity (Textbook)


## Reading App (Enriched Digital Book)

**E A DAY IN MY LIFE**

Here is a page from a pupils' newspaper of a school in Dublin, Ireland. The title is: "A Day In My Life". Read and compare. How different is your everyday life? Discuss with your classmates and teacher.

**Points to discuss:**


- ✓ Times
- ✓ School subjects
- ✓ Activities




Classroom in India

**A Day In My Life Ireland**


**Morning Time**  
My name is Richard. I am 12 years old next month. I get up at 7:30 every morning. I eat my breakfast. Then watch some tv. Then I go to school.




**School Time**  
At school we learn Maths Irish, English, History, Geography and Religion. School starts at 9-15 and ends at 2-45. In school we have one teacher who teaches all subjects.



**Afternoon Time**  
When I get home from school I do my homework. I play football with my friends. I like to read Harry Potter in my spare time. I play my Playstation two.



**Evening Time**  
Before I go to bed I watch t.v. I like to watch programs such as Father Ted, Only fools and horses and football matches. At ten o'clock I go to bed.



[15]

**A day in my life**



Hi, my name's Jenny! Let's read some pages from school newspapers and have a look at children's daily routine in different countries.



Navigation controls: back, play, progress bar, refresh, < PREV, NEXT >

[16]

# Structure of reading apps (2/4)

**A Day In My Life Ireland**

My name is Richard. I am 12 years old next month. I get up at 7:30 every morning. I eat my breakfast, then watch some tv, then I go to school.

**Morning Time**

**School Time**

At school we learn Maths, Irish, English, History, Geography and Religion. School starts at 9:15 and ends at 2:45. In school we have one teacher who teaches all subjects.

When I get home from school I do my homework, I play football with my friends, I like to read "Harry Potter". In my spare time I play my Playstation two.

**Afternoon Time**

**Evening Time**

Before I go to bed I watch tv. I like to watch programs such as Father Ted, Only Fools and Horses and football matches. At ten o'clock I go to bed.

**Bed Time**

**Teacher:** This is from a newspaper of a school in Dublin, Ireland.

**Instruction:** Read the text and do the activities

When I get home from school I do my homework. I play football with my friends. I like to read "Harry Potter". In my spare time I play my Playstation two.

Doing

Organ

Study

Correct

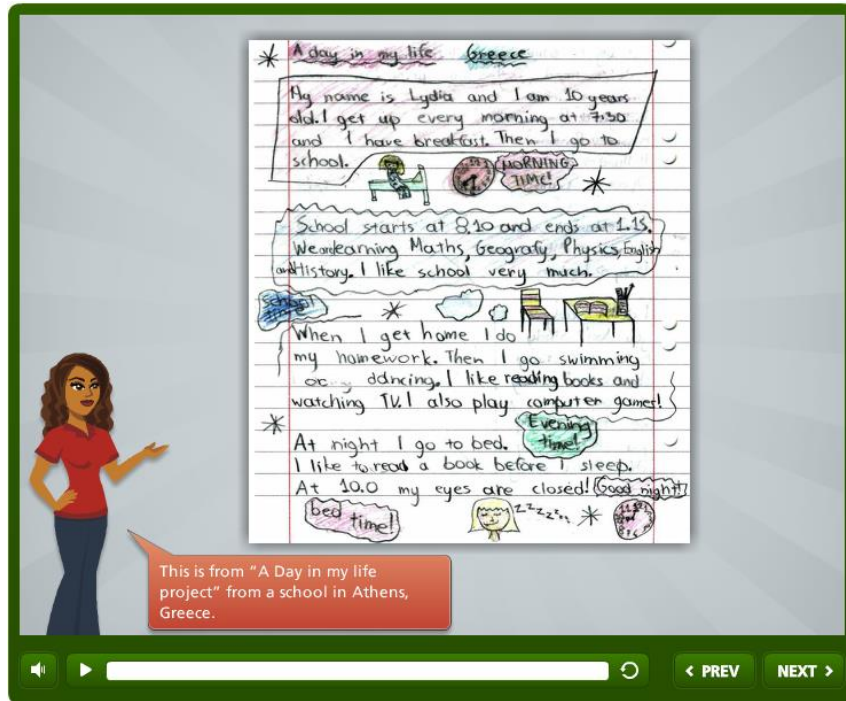
That's right! You selected the correct response.

Continue

[16]



# Structure of reading apps (3/4)



\* A day in my life Greece

My name is Lydia and I am 10 years old. I get up every morning at 7.30 and I have breakfast. Then I go to school.

School starts at 8.10 and ends at 1.15. We are learning Maths, Geography, Physics, English and History. I like school very much.

When I get home I do my homework. Then I go swimming or dancing. I like reading books and watching TV. I also play computer games!

\* At night I go to bed. I like to read a book before I sleep. At 10.00 my eyes are closed! Good night!

This is from "A Day in my life project" from a school in Athens, Greece.

Read the texts and do the activities

Lydia's project	Richard's project
<p>My name's Lydia and I am 10 years old. I get up every morning at 7.30 and I have breakfast. Then I go to school. School starts at 8.10 and ends at 1.15. We are learning Maths, Geography, Physics, English and History. We have different teachers for some subjects. I like school very much. When I get home I do my homework. Then I go swimming or dancing. I like reading books and watching TV. I also play computer games! At night I go to bed. I like to read a book before I sleep. At 10.00 my eyes are closed! Good night!</p>	<p>My name is Richard. I am 12 years old next month. I get up at 7.30 every morning! I eat my breakfast. Then I watch some TV. Then I go to school. At school we learn Maths, Irish, English, History, Geography and Religion. School starts at 9.15 and ends at 2.45. In school we have one teacher who teaches all subjects. When I get home from school I do my homework. I play football with my friends. I like to read "Harry Potter". In my spare time I play my Playstation two. Before I go to bed I watch TV. I like to watch programs such as Father Ted, Only fools and horses and football matches. At ten o'clock I go to bed.</p>

[16]



# Structure of reading apps (4/4)

What is the same or different in the lives of the two pupils?

The time they get up in the morning

Same

Different

SUBMIT

Results

Your Score: 40% (40 points)

Passing Score:

---

Result:

✗ Please try again...

Review Quiz    Retry Quiz

< PREV    NEXT >

[16]



# Example of a reading app



[17]

Reading activity - Air traffic controller ([Link](#))





# Financing

- The present educational material has been developed as part of the educational work of the instructor.
- The project “Open Academic Courses of the University of Athens” has only financed the reform of the educational material.
- The project is implemented under the operational program “Education and Lifelong Learning” and funded by the European Union (European Social Fund) and National Resources.



Notes

# Note on History of Published Version

The present work is the edition 1.0.



# Reference Note

Copyright National and Kapodistrian University of Athens, Bessie Mitsikopoulou 2014. Bessie Mitsikopoulou. “English and Digital Literacies. Instructional Materials for the Digital Enrichment of Greek EFL textbooks”. Edition: 1.0. Athens 2014. Available at:  
<http://opencourses.uoa.gr/courses/ENL10/>.



# Licensing Note

The current material is available under the Creative Commons Attribution-NonCommercial-ShareAlike 4.0 International license or later International Edition. The individual works of third parties are excluded, e.g. photographs, diagrams etc. They are contained therein and covered under their conditions of use in the section «Use of Third Parties Work Note».



[1] <http://creativecommons.org/licenses/by-nc-sa/4.0/>

As Non-Commercial is defined the use that:

- Does not involve direct or indirect financial benefits from the use of the work for the distributor of the work and the license holder.
- Does not include financial transaction as a condition for the use or access to the work.
- Does not confer to the distributor and license holder of the work indirect financial benefit (e.g. advertisements) from the viewing of the work on website .

The copyright holder may give to the license holder a separate license to use the work for commercial use, if requested.



# Preservation Notices

Any reproduction or adaptation of the material should include:

- the Reference Note,
- the Licensing Note,
- the declaration of Notices Preservation,
- the Use of Third Parties Work Note (if available),

together with the accompanied URLs.



# Note of use of third parties work (1/4)

This work makes use of the following works:

Image 1: [Unit 1 – Lesson 2](#) from Think Teen Enriched Digital Textbook (B Gymnasium – Advanced), Copyright Computer Technology Institute, Digital School Project.

Image 2: [Edugames](#) for Gymnasium, Copyright Computer Technology Institute, [Creative Commons Attribution-NonCommercial-ShareAlike Greece 3.0](#), Photodentro.

Image 3: [Edugames](#) for Primary School, Copyright Computer Technology Institute, [Creative Commons Attribution-NonCommercial-ShareAlike Greece 3.0](#), Photodentro.

Image 4: [Edugames](#) for Primary School, Copyright Computer Technology Institute, [Creative Commons Attribution-NonCommercial-ShareAlike Greece 3.0](#), Photodentro.



# Note of use of third parties work (2/4)

Image 5: [Unit 2 – Lesson 6](#) from Think Teen Enriched Digital Textbook (B Gymnasium – Beginners), Copyright Computer Technology Institute, Digital School Project.

Image 6: [Revision test 2 - 2nd Grade of Junior High School \(Advanced\)](#), Copyright Computer Technology Institute, [Creative Commons Attribution-NonCommercial-ShareAlike Greece 3.0](#), Photodentro.

Image 7: [Revision test 3 - 6th Grade of Primary School](#), Copyright Computer Technology Institute, [Creative Commons Attribution-NonCommercial-ShareAlike Greece 3.0](#), Photodentro.

Image 8: [Revision test 2 - 5th Grade of Primary School](#), [Copyright Computer Technology Institute](#), [Creative Commons Attribution-NonCommercial-ShareAlike Greece 3.0](#), Photodentro.





# Note of use of third parties work (3/4)

Image 9: [Revision test 10 - 5th Grade of Primary School](#), Copyright Computer Technology Institute, [Creative Commons Attribution-NonCommercial-ShareAlike Greece 3.0](#), Photodentro.

Image 10: [Listening activity - Are you superstitious?](#), Copyright Computer Technology Institute, [Creative Commons Attribution-NonCommercial-ShareAlike Greece 3.0](#), Photodentro.

Image 11: [Listening activity - Our friends the animals](#), Copyright Computer Technology Institute, [Creative Commons Attribution-NonCommercial-ShareAlike Greece 3.0](#), Photodentro.

Image 12: [Listening activity - Music is feeling](#), Copyright Computer Technology Institute, [Creative Commons Attribution-NonCommercial-ShareAlike Greece 3.0](#), Photodentro.



# Note of use of third parties work (4/4)

Image 13: [Unit 5 – Lesson 1](#) from the 6th Grade Greek EFL Textbook, Copyright Computer Technology Institute, Digital School Project.

Image 14: [Reading activity - Back to the 60's](#), Copyright Computer Technology Institute, [Creative Commons Attribution-NonCommercial-ShareAlike Greece 3.0](#), Photodentro.

Image 15: [Unit 1 – Lesson 2](#) from the 5th Grade Greek EFL Textbook, Copyright Computer Technology Institute, Digital School Project.

Image 16: [Reading activity - A day in my life](#), Copyright Computer Technology Institute, [Creative Commons Attribution-NonCommercial-ShareAlike Greece 3.0](#), Photodentro.

Image 17: [Reading activity - Air traffic controller](#), Copyright Computer Technology Institute, [Creative Commons Attribution-NonCommercial-ShareAlike Greece 3.0](#), Photodentro.

